

Australia's need for speed



Average monthly household

downloads have surged by



30%

from 2017 to 2018



By **2022**, an average home is predicted to have **37** connected devices - compared to just **17** in 2018¹

2018



2022




We are using more devices simultaneously during busy periods.

More than **33** per cent of the day's total data is consumed between the peak hours of **7pm** and **11pm**




6-7am
Online day starts



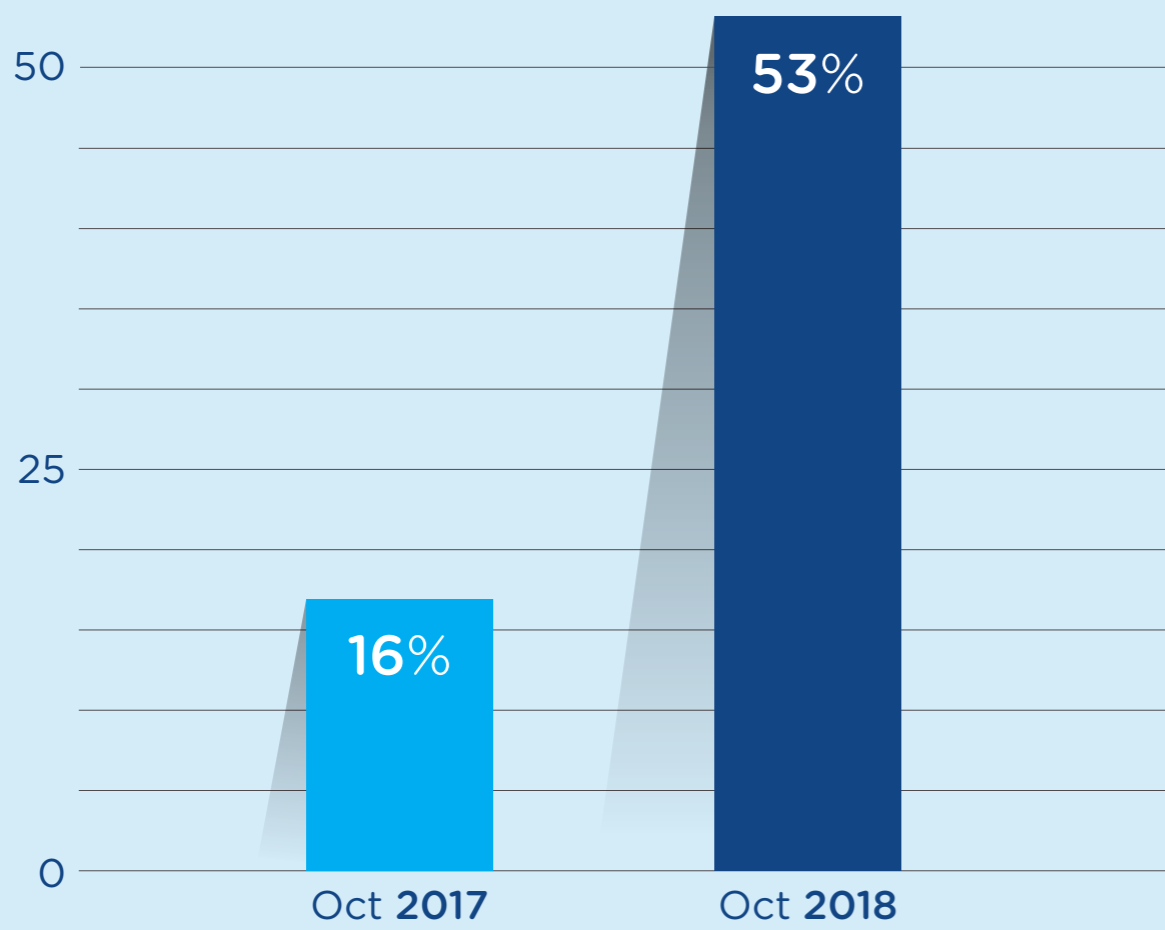
3-4pm
Kids home from school



8-9pm
Busiest hour



Homes connected to the **nbn™** network on higher speed plans



That means in **12** months the number of people on wholesale speeds of **50 Mbps** or more has jumped from **500,000** to more than **2.4 million**.

You can use multiple devices at the same time on the **nbn™** access network but it's important to select the right plan for your needs

500,000
Oct 2017

2.4 Million
Oct 2018

To get the most out of your internet service, speak to your phone and internet provider about the speeds that can be achieved during busy periods, the number of connected devices you use and what modem or equipment you need.

Your experience, including the speeds actually achieved over the nbn™ broadband access network, depends on the nbn™ access network technology and configuration over which services are delivered to your premises, whether you are using the internet during the busy period, and some factors outside our control (like your equipment quality, software, broadband plans, signal reception and how your service provider designs its network). Speeds may be impacted by network congestion on NBN Co's Fixed Wireless network, including during busy periods. Satellite end users may experience latency.

©2018 nbn co ltd. 'nbn', 'bring it on', 'Sky Muster', 'gen nbn' and the Aurora device are trademarks of nbn co ltd | ABN 86 136 533 741

¹Connected device projections - Telsyte Australian IoT@Home Market Study 2018